





## LED Wall Pack Light

### PRODUCT SPECS

1. LED Type: Epistar 3030 chips, 115-130lm/W;
2. Input Voltage: AC 100-277V/50-60Hz /347V available;
3. Material: ADC12+6063 Aluminum;
4. CCT: 4000K 4500K 5000K 5700K;
5. Pf>0.95 CRI≥80;
6. Beam angle: 120degree;



### PRODUCT PARAMETERS

Model	Picture	Power	Beam Angle	Lumens ±10%	Dimension	Packing detail
NL-WP-W40		40W	120°	4500lm	330*230*200mm	38.5X32X26CM Qty/ctn:1pcs GW:3.5kg NW:3.2kg
NL-WP-W60		60W	120°	6300lm	330*230*200mm	38.5X32X26CM Qty/ctn:1pcs GW:3.5kg NW:3.2kg
NL-WP-W100		100W	120°	10500lm	330*230*200mm	39X27X25CM Qty/ctn:1pcs GW:4.5kg NW:4.0kg
NL-WPK-W120		120W	120°	12060lm	330*230*200mm	39X27X25CM Qty/ctn:1pcs GW:4.5kg NW:4.0kg

### FEATURES

IP Rating: P65 waterproof. Lifespan rated 50,000 hours  
 High pressure die casting housing ,anti-static powder painting. Silicon rubber gasket. Borosilicate glass lens.  
 High thermal conductive material and high efficiency cooling system.  
 LM80 approved LED Chips ensures excellent performance  
 Photo cell available upon order