



## LED RGB PROJECTION LIGHTS



(Bottom mounting leg)

(Side mounting leg)



### Features

- Tight waterproof structure
- International standard DMX 512 control
- IP68 waterproof connectors
- Detachable bracket for easy installation
- Optional on Optic LENS


Note: Additional Glare shield(louver) available

### Model Info & Specifications

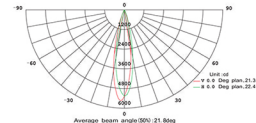
Model	18P	36P
Size	L575xW78xH118mm/L575xW147xH70mm	L1220xW78xH118mm/L1220xW147xH70mm
Main body	Extruded Al.6063	Extruded Al.6063
Weight	2.80kgs±5%	5.22kgs±5%
LED Quantity	18x1W	36x1W
Color	RGB or Steady Color	RGB or Steady Color
Input Volt	100V-240V AC	100V-240V AC
Power(Max.)	20W	40W
LENS	10° /20° /45° /15° X50°	10° /20° /45° /15° X50°
Control Mode	Steady or DMX	Steady or DMX



### Illuminance At A Distance



### Distribution Curve



36P Beam Angle: 20°

