

GEMINI LED Track Light

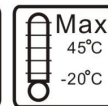
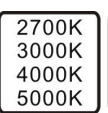
(15W 35W)

Description:

Gemini Series track light is an ideal retrofit solution for traditional track lamps, which can be equipped with either 3-phase track adapter or single-phase track adapter. The Max movement for lamp head is 355° horizontally and 180° vertically.

Application

Accent lighting for retail environments, museums and galleries.



Information

Features:

1. GEMINI design (dual-cylindar), attractive outlook.
2. Lighting Source: **LUMINUS(15W), CREE(35W)**.
3. Available in **CRI 90+ and 80+**.
4. Dimming: **Triac, 1-10V, DALI**.
5. Spot and flood lighting can be achieved by choosing beam reflectors: **10°, 15°, 18°, 24°, 30°, 38°**.
6. Track head rotates through **355°** and pivot **180°**.
7. Beam angle can be changed easily by replacing reflectors without any tool.

Specification:

-Power factor: **>0.90**.

-Housing material: aluminum.

-Housing color: White, Black, Silver.

-Working environment temperature: -20°C ~ +45°C.

Model number	Electrical parameters			Optical parameters				Physical parameter	
	Input voltage(V)	Power (w)	LED Current (m A)	Luminous flux (lm) (± 5%)	Beam angle(°)	CCT (K)	CRI	Size (mm)	Weight (kg)
NL TL15-80	AC100-130V	15W	350mA	1095	10,18, 30,38	2700K	80+ 90+	127.8(W) X163.1(H)	0.6
	AC220-240V			1170		3000K			
	AC100-277V			1253		4000K			
				1328		5000K			
NL -TL35-80	AC100-130V	35W	830mA	2520	15,24, 38	2700K	80+ 90+	164.1(W) X199.3(H)	1.05
	AC220-240V			2765		3000K			
	AC100-277V			2905		4000K			
				2963		5000K			



NL-TL15-80

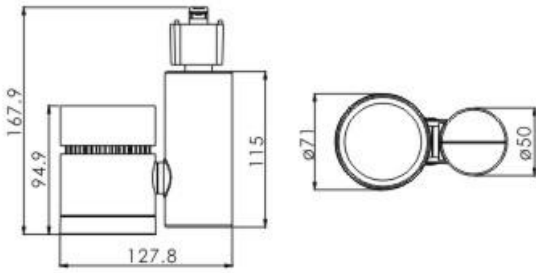


NL-TL35-80

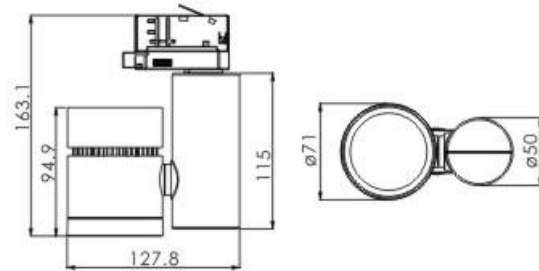
Dimension:

NL-TL15-80

Unit:mm

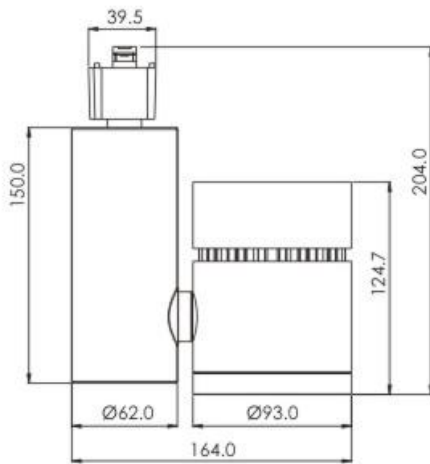


3-pin track adaptor

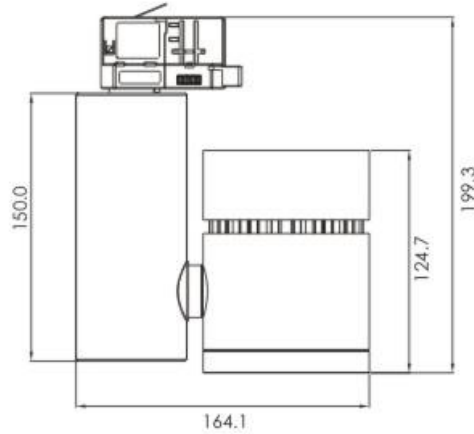


4-pin track adaptor

NL-TL35-80



3-pin track adaptor



4-pin track adaptor


Package:

Model	NL-TL15-80	NL-TL35-80
PCS/Carton	12	8
Inner Box size(cm)	18.5x14.85x9.2	22.7x18.75x11.65
Carton size(cm)	46.1x38.5x19.9	46.9x39.0x24.8
Net weight(kg)	7.2	8.4
Gross weight(kg)	9.2	10




FEATURES:

- Lighting Source: LUMINUS(15W), CREE(35W).
- Dimming Methods: [Triac](#), [DALI](#), 1-10V.
- Beam Angle: 10°, 18°, 30°, 38°(15W),
15°, 24°, 38°(35W).
- Finishing: White, Black, Silver.



Excellent Lighting Effect

NL-TLL015-01



NL-TLL035-01





355° Horizontal & 180° Vertical Adjustable

